

The Rapid Response Pipe Repair Clamp

The Rapid Response Pipe Repair Clamp, also known as the Rapid Jubilee Patch (RJP) is the fastest and easiest way to temporarily repair pipe leaks and bursts. Taking less than 60 seconds to install and featuring a fully self-contained design, which does not require the use of tools, the RJP is the smarter choice for temporary emergency pipe repair.

Product Features:

- Fully self-contained
- Single person application
- Requires no installation tools
- Marine-grade stainless steel components
Providing high corrosion protection
- Nickel-plated chain (salt-spray tested)
- Simple adjustable cam-lock & chain design
- Fast and easy to install (5X faster than existing patches)
- Robust and extremely durable
- Double-lip Nitrile seal provide far superior sealing surface
Suitable for water, diesel and most petroleum liquids
- Also available with Therban (for steam) & Neoprene gaskets
- Custom clamps for smaller or larger diameters
- Fits pipes ranging from 1.5 to 19 inch OD
- Available in four standard widths; 2.75, 6, 8.5, & 10.75 inches
Single Cam lever clamp in 2.75 inch widths
Double Cam lever clamp in 6 inch widths
Triple Cam lever clamp in 8.5 inch widths
Quad Cam lever clamp on 10.75 widths
- Tested to 290 PSI



The Slate River Corporation

5592 Stonehaven Drive Virginia Beach, VA 23464

The Slate River Corporation exclusive distributor, repair and assembling company for The Rapid Response Pipe Repair Clamp to the United States Military.

The Slate River Corporation

5592 Stonehaven Drive, Virginia Beach, VA 23464

CAGE Code 3V8T0 DUNS 14-728-6723

RAPID JUBILEE PATCH PART NUMBERS

<i>PIPE Diameter</i>	SINGLE LEVER CLAMP 2.75 Inch Wide	DOUBLE LEVER CLAMP 6 Inch Wide	TRIPLE LEVER CLAMP 8.5 Inch Wide	QUAD LEVER CLAMP 10.75 Inch Wide
1.5-3 Inch	SRCSL00	SRCDL00	SRCTL00	SRCQL00
2-3 Inch	SRCSL01	SRCDL01	SRCTL01	SRCQL01
3-4 Inch	SRCSL02	SRCDL02	SRCTL02	SRCQL02
4-9 Inch	SRCSL03	SRCDL03	SRCTL03	SRCQL03
9-14 Inch	SRCSL04	SRCDL04	SRCTL04	SRCQL04
14-20 Inch	SRCSL05	SRCDL05	SRCTL05	SRCQL05

RAPID JUBILEE PATCH WEIGHT in POUNDS

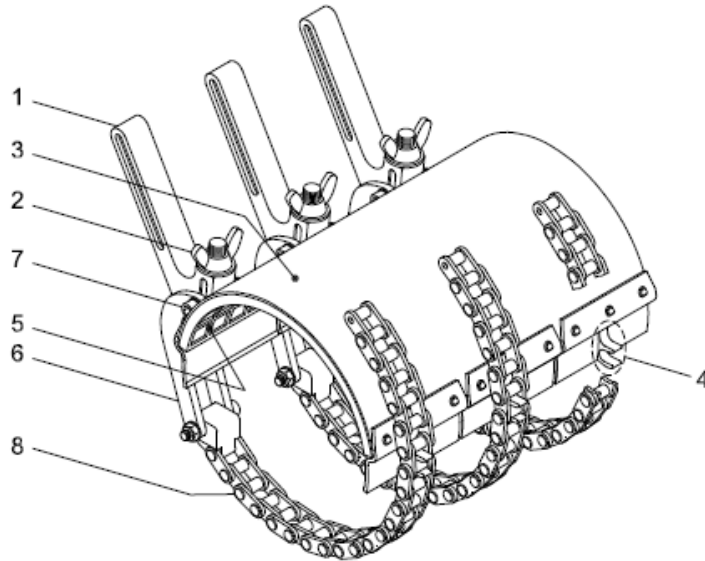
<i>PIPE Diameter</i>	SINGLE LEVER CLAMP 2.75 Inch Wide	DOUBLE LEVER CLAMP 6 Inch Wide	TRIPLE LEVER CLAMP 8.5 Inch Wide	QUAD LEVER CLAMP 10.75 Inch Wide
1.5-3 Inch	1.6	3.0	4.7	6.3
2-3 Inch	1.8	3.5	5.3	7.1
3-4 Inch	2.2	4	5.7	7.5
4-9 Inch	2.6	5.1	7.5	9.9
9-14 Inch	3.1	6.5	9.9	13.3
14-20 Inch	3.5	7.6	11.7	15.8

RAPID JUBILEE PATCH VOLUME in CUBIC INCHES

<i>PIPE Diameter</i>	SINGLE LEVER CLAMP 2.75 Inch Wide	DOUBLE LEVER CLAMP 6 Inch Wide	TRIPLE LEVER CLAMP 8.5 Inch Wide	QUAD LEVER CLAMP 10.75 Inch Wide
1.5-3 Inch	25	49	73	90
2-3 Inch	27	55	80	105
3-4 Inch	35	67	102	133
4-9 Inch	70	124	157	231
9-14 Inch	105	160	202	303
14-20 Inch	160	240	300	375


Rapid Jubilee Patch Construction

1. - LOCKING HANDLE
(316 STAINLESS STEEL)
2. - FINE ADJUSTMENT NUT
(316 STAINLESS STEEL)
3. - WELDMENT PLATE
(316 STAINLESS STEEL)
4. - CHAIN HOOK
(316 STAINLESS STEEL)
5. - DOUBLE-LIP SEALING GASKET
(NITRILE RUBBER)
6. - LINKAGE ARM
(316 STAINLESS STEEL)
7. - PIVOT ASSEMBLY
(316 STAINLESS STEEL)
8. - TENSION CHAIN
(DACROMET CHAIN)



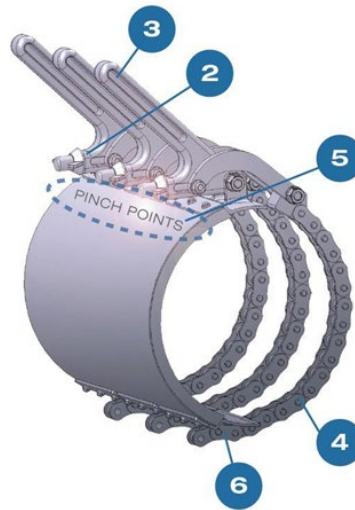
Far Superior Sealing Capabilities

The Double-Lip seal is manufactured from Nitrile rubber which provides excellent resistance to petroleum oils. The Nitrile rubber seal is approximately 5/16 inch thick and contains a cross section of 1/8 inch depth pockets that are 7/16 inch square and separated by a 3/16 inch wall containing the Double-Lip Seal. This design allows for far superior sealing capabilities over the standard flat gasket materials utilized in most other patches. The Double-Lip seal and pockets allows for irregularities and minor protruding damage to the ruptured area requiring patching.




IMPORTANT SAFETY POINTS

1	Wear safety glasses during installation.
2	Using Adjusting Nut, don't over-tighten the tension chain when adjusting clamp to suit pipe diameter.
3	Don't use pipe or extension bar (excessive force) on the handle to lock clamp.
4	Make sure tension chain doesn't get twisted during installation
5	Keep hand and fingers clear of pinch points on clamp while locking the handle.
6	Ensure the "TENSION CHAIN" is on the "CHAIN HOOK" correctly before locking handle.
7	Use caution when installing clamp to avoid any damage to the membrane seal.
8	If using copper sheet and clamps combined, use protective gloves to avoid injury.



WARNING: This product does not retain axial pipe movement It also does not support repair of a full circumferential pipe leak.



The Rapid Response Pipe Repair Clamp is manufactured in various sizes and gasket material to meet your requirements

The Slate River Corporation
5592 Stonehaven Drive, Virginia Beach, VA 23464
CAGE Code 3V8T0 DUNS 14-728-6723

The Slate River Corporation
5592 Stonehaven Drive, Virginia Beach, VA 23464
CAGE Code 3V8T0 DUNS 14-728-6723